

# DUMPER SERIE 1750



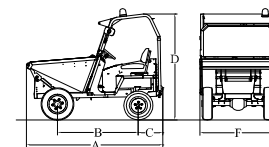
**PIQUERSA**

Diesel Engine	KOHLER
Power	15,5 CV
N° cylinders	2
Cooling	Water cooler
Emission Standards	Stage V

Transmission	Mechanical front traction by Cardan				
Gearbox	4+4 speeds with reverser				
Brakes	Hydraulics to the front wheels				
Clutch	Single dry plate				
Steering	Hydraulic				
Chassis	Rigid				
Driver Seat	Anatomical, homologate, adjustable according to the drive weight and with homologated seat belt.				
Wheels					
Front	27 x 8,50 - 15"				
Rear	165 / 80 R13				
Outer Turning Radius	390 cm				
Tanks					
Oil	34 L				
Fuel	28 L				
Hopper	D-1750	D-1750-AC	D-1750-DA	D-1750-DG	D-1750-AG
Water level	617 L	606 L	702 L	678 L	678 L
Level	908 L	887 L	1.039 L	871 L	871 L
Working Load	1.750 kg				
Maximum trailer load (Optional Hook)	D-1750	D-1750-AC	D-1750-DA	D-1750-DG	D-1750-AG
Without Brakes	600 Kg	730 Kg	730 Kg	730 Kg	730 Kg
With Brakes	1.350 Kg	1.550 Kg	1.550 Kg	1.570 Kg	1.570 Kg
Unladen Weight	1.325 kg				
Equipment	Flashing beacon. Seat belt. Electrical Start and Stop. Left rear-view mirror. Reverse Warning Signal.				
Security	Roll-cage / Safety roof				
Options	Windscreen and windscreen wipers. Homologated Lights. Hydraulic hammer. Passenger seat. Seat belt with micro. Hook. Folding protector Arch. Container carrier. * (*Only Version D-1750).				
Maximum speed	21 Km/h				

## D-1750

Frontal Hydraulic Unloading Dumper at 785mm

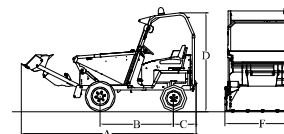


Dimensions (mm)  
 A – 2.780 Maximum length  
 B – 1.675 Wheelbase  
 C – 500 Rear extension  
 D – 2.230 Maximum height  
 F – 1.660 Maximum width  
 Front track width: 1.305  
 Rear track width: 1.280

Maximum gradient: 38%

## D-1750-AC

Self-loading and Frontal Hydraulic Unloading Dumper at 785 mm

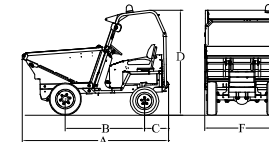


Dimensions (mm)  
 A – 3.890 Maximum length  
 B – 1.675 Wheelbase  
 C – 500 Rear extension  
 D – 2.230 Maximum height  
 F – 1.660 Maximum width  
 Front track width: 1.305  
 Rear track width: 1.280

Maximum gradient: 35,5%. Shovel capacity: 160 L

## D-1750-DA

High Unloading Dumper at 1.710 mm

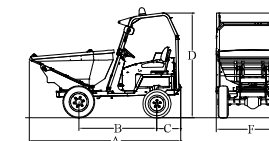


Dimensions (mm)  
 A – 3.030 Maximum length  
 B – 1.675 Wheelbase  
 C – 500 Rear extension  
 D – 2.230 Maximum height  
 F – 1.660 Maximum width  
 Front track width: 1.305  
 Rear track width: 1.280

Maximum gradient: 35,5%

## D-1750-DG

Swivel Unloading at Dumper 785 mm

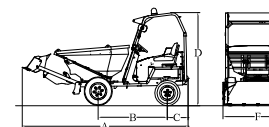


Dimensions (mm)  
 A – 3.160 Maximum length  
 B – 1.675 Wheelbase  
 C – 500 Rear extension  
 D – 2.230 Maximum height  
 F – 1.660 Maximum width  
 Front track width: 1.305  
 Rear track width: 1.280

Maximum gradient: 35%. Hopper angle: 180° Both directions

## D-1750-AG

Self-loading and Swivel Unloading Dumper at 785 mm



Dimensions (mm)  
 A – 3.890 Maximum length  
 B – 1.675 Wheelbase  
 C – 500 Rear extension  
 D – 2.230 Maximum height  
 F – 1.660 Maximum width  
 Front track width: 1.305  
 Rear track width: 1.280

Maximum gradient: 33%. Hopper angle: 180° Both directions. Shovel capacity: 160 L